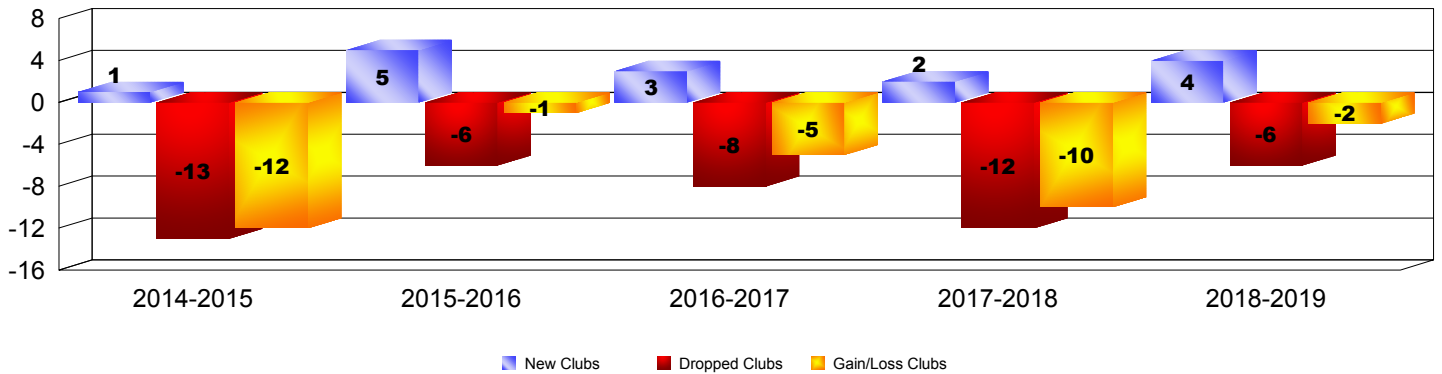
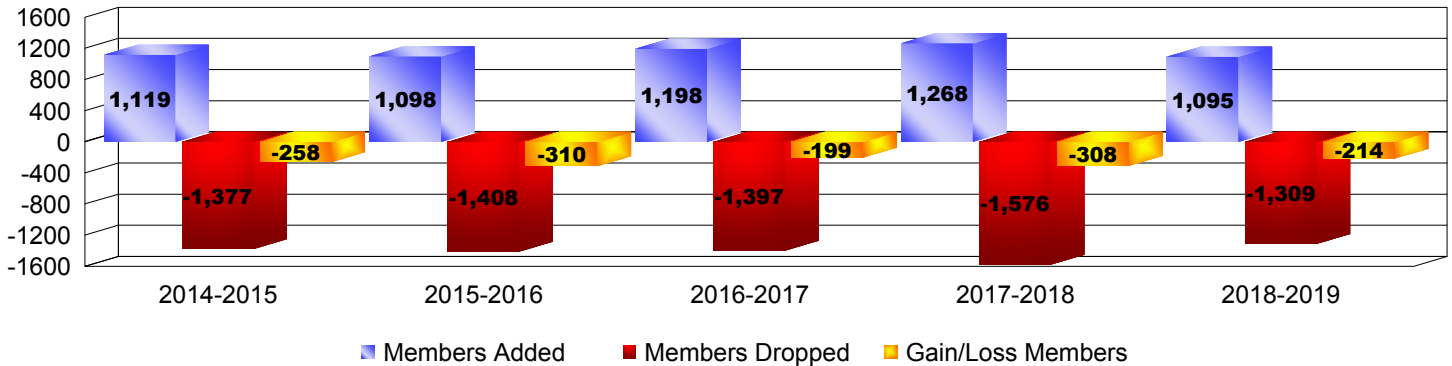


| Year | New Clubs | Dropped Clubs | Gain/Loss Clubs | New Members | Charter Members | Reinstate Members | Transfer Members | Total Member Added | Total Members Dropped | Gain/Loss Members |
|----------------|-----------|---------------|-----------------|-------------|-----------------|-------------------|------------------|--------------------|-----------------------|-------------------|
| 2014-2015 | 1 | -13 | -12 | 941 | 36 | 82 | 60 | 1119 | -1377 | -258 |
| 2015-2016 | 5 | -6 | -1 | 847 | 142 | 74 | 35 | 1098 | -1408 | -310 |
| 2016-2017 | 3 | -8 | -5 | 969 | 118 | 60 | 51 | 1198 | -1397 | -199 |
| 2017-2018 | 2 | -12 | -10 | 1011 | 110 | 71 | 76 | 1268 | -1576 | -308 |
| 2018-2019 | 4 | -6 | -2 | 870 | 104 | 69 | 52 | 1095 | -1309 | -214 |
| Average | 3 | -9 | -6 | 928 | 102 | 71 | 55 | 1156 | -1413 | -258 |

Clubs




Members



Membership Composition

June 2019 Cumulative



Gender Comparison

June 2019 Cumulative

